



RUCHI INFRASTRUCTURE LTD.

101, The Horizon, 1st Floor, Nath Mandir Road,
11/5, South Tukoganj, Indore - 452001 (M.P.)
Tel. : 91-731-4017979, 4017989 Fax : 4017980
CIN-L65990MH1984PLC033878

RIL/2016

9th November, 2016

BSE Ltd.
Floor No. 25
Phiroze Jeejeebhoy Tower
Dalal Street
Mumbai – 400 001

National Stock Exchange of India Ltd.
“Exchange Plaza”
Bandra-Kurla Complex
Bandra (E)
Mumbai – 400 051

Dear Sirs,


Sub: Submission of Standalone financial results for the quarter and half year ended 30th September, 2016

Please find attached herewith standalone financial results of the Company for the quarter and half year ended 30th September, 2016 duly reviewed by the Statutory Auditors and approved by the Board of Directors of the Company at its meeting held on 9th November, 2016. The Limited Review Report issued by the Statutory Auditors in this regard is also attached for your records.

Kindly take the same on record.

Thanking you,

Yours faithfully,
For Ruchi Infrastructure Ltd.


Ashish Mehta
Company Secretary

Encl: As above.

INDEPENDENT AUDITOR'S LIMITED REVIEW REPORT

To,
The Board of Directors
Ruchi Infrastructure Limited


09.11.2016

We have reviewed the accompanying statement of Unaudited Financial Results of **Ruchi Infrastructure Limited** ("the Company") as at and for the quarter ended 30th September 2016 ("the statement"). This statement is the responsibility of the Company's Management and has been approved by the Board of Directors. Our responsibility is to issue a report on these financial statements based on our review.

We conducted our review of the Statement in accordance with the Standard on Review Engagement (SRE) 2410, 'Review of Interim Financial Information Performed by the Independent Auditor of the Entity', issued by the Institute of Chartered Accountants of India. This standard requires that we plan and perform the review to obtain moderate assurance as to whether the financial statement is free of material misstatement. A review is limited primarily to inquiries of company personnel and analytical procedures applied to financial data and thus provide less assurance than an audit. We have not performed an audit and accordingly, we do not express an audit opinion.


Based on our review conducted as above, nothing has come to our attention that causes us to believe that the accompanying statement of unaudited financial results prepared in accordance with the applicable accounting standards and other recognized accounting practices and policies, has not disclosed the information required to be disclosed in terms of Regulation 33 of the SEBI (Listing Obligation and Disclosure Requirements) Regulations, 2015, including the manner in which it is to be disclosed, or that it contains any material misstatement.

For Ashok Khasgiwala & Co.
Chartered Accountants
(Firm Reg. No. 0743C)



CA Avinash Baxi
(Partner)
M.No. 079722
Indore



RUCHI INFRASTRUCTURE LTD							
Regd. Office :615, Tulsiani Chambers, Nariman Point, Mumbai – 400 021							
Part I							
STATEMENT OF UNAUDITED FINANCIAL RESULTS FOR THE QUARTER ENDED 30th SEPT 2016						Rs. In Lacs	
PARTICULARS	STANDALONE						
	Quarter Ended			SIX MONTHS ENDED		YEAR ENDED	
	30.09.2016	30.06.2016	30.09.2015	30.09.2016	30.09.2015	31.03.2016	
	(Unaudited)			(Audited)			
1	Income from operations						
	(a) Net Sales/Income from operations (Net of excise duty)	8,649	4,534	58,556	13,183	118,144	232,226
	(b) Other Operating Income	-	-	11	-	11	47
	Total income from operations(net)	8,649	4,534	58,567	13,183	118,155	232,273
2	Expenses						
	(a) Cost of materials consumed	39	766	42	804	82	2,845
	(b) Purchases of stock-in-trade	5	44	51,615	50	103,681	185,285
	(c) Changes in inventories of finished goods, work-in-progress and stock-in-trade	7,103	1,760	3,747	8,863	8,388	33,749
	(d) Employee benefits expenses	200	199	183	399	353	816
	(e) Depreciation and amortisation expense	214	213	282	427	553	1,000
	(f) Other expenses	340	735	1,733	1,075	3,128	5,730
	Total Expenses	7,901	3,717	57,602	11,618	116,185	229,425
3	Profit/(Loss) from operations before other income, finance costs and exceptional items(1-2)	748	817	965	1,565	1,970	2,848
4	Other Income	80	37	32	117	49	286
5	Profit/(Loss) from ordinary activities before finance costs and exceptional items(3+4)	828	854	997	1,682	2,019	3,134
6	Finance costs	595	651	858	1,245	1,801	3,557
7	Profit/(Loss) from ordinary activities after finance costs but before exceptional items(5-6)	233	203	139	437	218	(423)
8	Exceptional Items	-	-	-	-	-	-
9	Profit/(Loss) from ordinary activities before tax(7+8)	233	203	139	437	218	(423)
10	Tax Expenses	152	174	112	327	190	76
11	Net Profit/(Loss) from ordinary activities after tax(9-10)	81	29	27	110	28	(499)
12	Extraordinary items (net of tax expenses)	-	-	-	-	-	-
13	Net Profit/(Loss) for the period (11+12)	81	29	27	110	28	(499)
18	Paid up - Equity Share Capital (Face value Re.1/- per share)	2052	2052	2052	2052	2052	2052
	Preference Share Capital (Face value Rs.100/- per share)	5461	5461	5461	5461	5461	5461
19	Reserves excluding Revaluation Reserve as per balance sheet of previous accounting year	-	-	-	-	-	14,241
20(I)	Earning per share (before extraordinary items) (of Re. 1/-each) (not annualised)(In Rs. Per share)						
	a) Basic	(0.01)	(0.03)	(0.03)	(0.04)	(0.08)	(0.44)
	b) Diluted	(0.01)	(0.03)	(0.03)	(0.04)	(0.08)	(0.44)
20(II)	Earning per share (after extraordinary items) (of Re. 1/-each) (not annualised)(In Rs. Per share)						
	a) Basic	(0.01)	(0.03)	(0.03)	(0.04)	(0.08)	(0.44)
	b) Diluted	(0.01)	(0.03)	(0.03)	(0.04)	(0.08)	(0.44)




RUCHI INFRASTRUCTURE LTD						
Regd. Office : 615, Tulsiani Chambers, Nariman Point, Mumbai – 400 021						
STANDALONE SEGMENT WISE REVENUE, RESULTS AND CAPITAL EMPLOYED						
						(Rs.In Lacs)
STANDALONE						
PARTICULARS	Quarter Ended			SIX MONTHS ENDED		YEAR ENDED
	30.09.2016 (Unaudited)	30.06.2016 (Unaudited)	30.09.2015 (Unaudited)	30.09.2016 (Unaudited)	30.09.2015 (Unaudited)	31.03.2016 (Audited)
1 Segment Revenue						
Commodities	7,791	3,563	57,424	11,354	115,847	228,063
Infrastructure	804	910	1,088	1,714	2,194	3,985
Others	54	61	55	115	114	225
Total Segment Revenue	8,649	4,534	58,567	13,183	118,155	232,273
Less : Inter segment Revenue			-		-	-
Net Sales/Income from operations	8,649	4,534	58,567	13,183	118,155	232,273
2 Segment Results						
(Profit/(loss) before tax and interest from each segment)						
Commodities	535	452	589	987	1126	1847
Infrastructure	341	497	520	838	1097	1839
Others	15	7	11	22	23	47
Unallocable	(63)	(102)	(123)	(165)	(227)	(599)
Total	828	854	997	1,682	2,019	3,134
Less: (i) Finance Cost	595	651	858	1,245	1,801	3,557
(ii) Other unallocable expenditure net of Un allocable income		-	-		-	-
Profit for the Period Before Tax	233	203	139	437	218	(423)
3 Segment Assets						
Commodities	26,741	32,932	76,548	26,741	76,548	37,306
Infrastructure	15,526	15,449	17,482	15,526	17,482	15,472
Others	268	219	175	268	175	210
Unallocable	13,932	12,765	13,348	13,932	13,348	12,784
Total Assets	56,467	61,365	107,553	56,467	107,553	65,772
Segment Liabilities						
Commodities	17,716	22,980	61,215	17,716	61,215	20,656
Infrastructure	440	307	1,885	440	1,885	261
Others	2	2	24	2	24	11
Unallocable	16,445	16,292	21,757	16,445	21,757	23,089
Total Liabilities	34,603	39,581	84,881	34,603	84,881	44,017



RUCHI INFRASTRUCTURE LTD
STATEMENT OF ASSETS AND LIABILITIES

(Rs. in Lacs)

Particulars	AS at	As at
	30.09.2016	31.03.2016
	Unaudited	Audited
A EQUITY AND LIABILITIES		
(1) Shareholders' funds		
(a) Share capital	7,513	7,513
(b) Reserves and surplus	14,351	14,241
Sub-total-Shareholders' funds	21,864	21,754
(2) Non-current liabilities		
(a) Long-term borrowings	2,317	2,422
(b) Deferred tax liabilities (Net)	301	151
(c) Other Long Term Liabilities	-	2,565
(d) Long-term provisions	35	33
Sub-total-Non-current liabilities	2,653	5,171
(3) Current liabilities		
(a) Short-term borrowings	12,869	19,569
(b) Trade payables	17,571	18,093
(c) Other current liabilities	1,082	756
(d) Short-term provisions	428	428
Sub-total-current liabilities	31,950	38,846
TOTAL -EQUITY AND LIABILITIES	56,467	65,771
B. ASSETS		
(1) Non-current assets		
(a) Fixed assets	15,700	15,391
(b) Non-current investments	8,051	8,051
(c) Long-term loans and advances	1,651	1,875
(d) Other non-current assets	478	456
Sub-total-Non-current Assets	25,880	25,773
(2) Current assets		
(a) Current investments	1	1
(b) Inventories	10,450	19,902
(c) Trade receivables	13,721	14,271
(d) Cash and Bank Balances	778	418
(e) Short-term loans and advances	3,086	2,821
(f) Other current assets	2,551	2,585
Sub-total-Current Assets	30,587	39,998
TOTAL -ASSETS	56,467	65,771




Notes:

- 1 The above results have been reviewed by the Audit Committee and have been subjected to limited review by the statutory auditors of the Company and approved by the Board of Directors of the Company at the meeting held on 9th November 2016.
- 2 Earning per share has been computed as per AS-20 after considering the provisions for dividend payable on preference shares.
- 3 Corresponding figures for the previous period have been regrouped/ reclassified to make them comparable with those of current period.

Place : Indore

Date : 9th November, 2016



For AND ON BEHALF OF THE BOARD OF DIRECTORS

A handwritten signature in black ink, consisting of a series of connected loops and a long horizontal stroke.

Executive Director
DIN: 02143172