



## RUCHI INFRASTRUCTURE LTD.

101, The Horizon, 1st Floor, Nath Mandir Road,  
11/5, South Tukoganj, Indore - 452001 (M.P.)  
Tel. : 91-731-4017979, 4017989 Fax : 4017980  
CIN-L65990MH1984PLC033878

RIL/2016

To,  
BSE Ltd.  
Floor No. 25  
PJ Tower, Dalal Street,  
**Mumbai-400 001**

21<sup>st</sup> October, 2016

National Stock Exchange of India Ltd.  
"Exchange Plaza"  
Bandra-Kurla Complex, Bandra (E)  
**Mumbai-400 051**

Dear Sir(s),

**Sub: Submission of Shareholding Pattern as per Regulation 31 of the SEBI (Listing Obligations and Disclosure Requirements) Regulations, 2015**

We are attaching herewith the Shareholding Pattern for the quarter ended 30<sup>th</sup> September, 2016 as per Regulation 31 of the SEBI (Listing Obligations and Disclosure Requirements) Regulations, 2015.

Kindly acknowledge the receipt of the same.

Thanking you,

Yours faithfully  
For RUCHI INFRASTRUCTURE LIMITED

  
Ashish Mehta  
COMPANY SECRETARY

Encl: As above

1. Name of Listed Entity:
2. Scrip Code/Name of Scrip/Class of Security:
3. Share Holding Pattern Filed under:  
Quarter Ending

Ruchi Infrastructure Limited  
 BSE 509020  
 NSE RUCHINFRA  
 Reg. 31(1)(b)  
 30th September, 2016

Declaration :

Sr.No.	Particulars	Yes/ No
1	Whether the Listed Entity has issued any partly paid up shares?	No
2	Whether the Listed Entity has issued any Convertible Securities or Warrants?	No
3	Whether the Listed Entity has any shares against which depository receipts are issued?	No
4	Whether the Listed Entity has any shares in locked-in?	No
5	Whether any shares held by promoters are pledge or otherwise encumbered?	Yes



Table 1 - Summary Statement holding of specified securities

Category (I)	Category of shareholder (II)	No. of shares underlying (III)	No. of fully paid up equity shares held (IV)	No. of Equity paid-up equity shares held (V)	No. of shares underlying Depository Receipts (VI)	Total no. shares held (VII) = (IV)+(V)+(VI)	Shareholding as a % of total no. of shares (calculated as per SCRR, 1957) (VIII) as a % of (A+B+C2)	Number of Voting Rights held in each class of securities (IX)			Total as a % of (A+B+C)	No. of Shares Outstanding convertible securities (including Warrants) (X)	Shareholding, as a % assuming full conversion of convertible securities (as a percentage of diluted share capital) (XI) = (VII+X) As a % of (A+B+C2)	Number of Locked in shares (XII)		Number of Shares pledged or otherwise encumbered (XIII)		Number of dematerialized equity shares held in form (XIV)
								Class eg: X	Class eg: Y	Total				No. (a)	As a % of total Shares held (b)	No. (a)	As a % of total Shares held (b)	
(A)	Promoter & Promoter Group	27	119376955	0	0	119376955	58.16	119376955	0	119376955	58.16					4800000	2.34	74256955
(B)	Public	6776	85862987	0	0	85862987	41.84	85862987	0	85862987	41.84					0	N/A	73729787
(C)	Non Promoter Non Public	0	0	0	0	0	0.00	0	0	0	0					0	N/A	0
(C1)	Shares underlying DRs	0	0	0	0	0	N/A	0	0	0	0					0	N/A	0
(C2)	Shares held by Employee Trusts	0	0	0	0	0	0	0	0	0	0					0	N/A	0
	Total	6803	205239942	0	0	205239942	100.00	205239942	0	205239942	100					4800000	2.34	147986742



Table II - Statement showing shareholding pattern of the Promoter and Promoter Group

(1) Category & Name of the Shareholder(s)	PAN (B)	No. of shares held (B)	No. of equity shares held (C)	Partly paid-up equity shares held (D)	No. of shares underlying Depository Receipts (E)	Total nos. shares held (F) = (B)+(D)+(E)	Shareholding % as per SCRR, 1957 (VII) (G)	Number of Voting Rights held for each class of securities (H)		Total as per Voting Rights (I) = (H1)+ (H2)	No. of Shares Underlying convertible securities (as a % of (F)) (J)	Shareholding % as a % of (F) = (J) x (G) (K)	Number of Locked In shares (L)	Number of Shares pledged or otherwise encumbered (M)	As a % of total shares held (N)	Number of equity shares held in dematerialized form (O)
								Class X	Class Y							
(a) Individual/Family																
INDRAJIT SHARMA		17	48415261	0	0	48415261	23.58656	0	48415261	48415261	0	23.58656	0	0	23.58656	48415261
NEHA SHARMA	BLPSS856K		400000	0	0	400000	0.194884	0	400000	400000	0	0.194884	0	0	0.194884	400000
AMISHA SHARMA	BHLP80185A		10000	0	0	10000	0.004872	0	10000	10000	0	0.00487	0	0	0.00487	10000
SARVESH SHARMA	BAQPS886C		5971	0	0	5971	0.002909	0	5971	5971	0	0.00291	0	0	0.00291	5971
DMESH SHARMA	AABPFS671M		4800000	0	0	4800000	2.338726	0	4800000	4800000	0	2.33873	0	4800000	2.34	4800000
NEETA SHARMA	AAPFS7011H		4800000	0	0	4800000	2.338726	0	4800000	4800000	0	2.33873	0	0	2.34	4800000
SANTOSH SHARMA	ABPFS4669P		1200000	0	0	1200000	0.584682	0	1200000	1200000	0	0.58468	0	0	0.58468	1200000
SHAMBA SHARMA	BAWIFS484D		2400000	0	0	2400000	1.168363	0	2400000	2400000	0	1.16836	0	0	1.16836	2400000
KALASH CHANDRA SHARMA	AABHS107ZF		7200000	0	0	7200000	3.550809	0	7200000	7200000	0	3.55080	0	0	3.55080	7200000
VISHESH SHARMA	AVGPS824P		4799980	0	0	4799980	2.338721	0	4799980	4799980	0	2.33872	0	0	2.33872	4799980
SARVESHCHANDRA SHARMA	MAHST112Q		1200000	0	0	1200000	0.584682	0	1200000	1200000	0	0.58468	0	0	0.58468	1200000
BHAVANA GCEL	AEPG3277E		2400000	0	0	2400000	1.168363	0	2400000	2400000	0	1.16836	0	0	1.16836	2400000
USHADevi SHARMA	AMWFS983K		1200000	0	0	1200000	0.584682	0	1200000	1200000	0	0.58468	0	0	0.58468	1200000
SANTOSH SHARMA	AACPS469Q		7200000	0	0	7200000	3.550809	0	7200000	7200000	0	3.55080	0	0	3.55080	7200000
ADITI SHARMA	ABPFS8624K		2400000	0	0	2400000	1.168363	0	2400000	2400000	0	1.16836	0	0	1.16836	2400000
RUCHI SHARMA	AAEFM2027N		2400000	0	0	2400000	1.168363	0	2400000	2400000	0	1.16836	0	0	1.16836	2400000
KANISH SHARMA	AAPFS982ZF		4802000	0	0	4802000	2.338701	0	4802000	4802000	0	2.3387	0	0	2.3387	4802000
MRIDOLA SHARMA	AVPS1801J		1197300	0	0	1197300	0.583386	0	1197300	1197300	0	0.58337	0	0	0.58337	1197300
(b) Central Government/State Government(s)																
Name (or...)																
(c) Financial Institution/Banks																
Name (or...)																
(d) Any Other (Specify)																
Total			63381894	0	0	63381894	30.87201	0	63381894	63381894	0	30.872	0	0	30.872	63381894
			3505610	0	0	3505610	1.708054	0	3505610	3505610	0	1.70805	0	0	1.70805	3505610
DINESH CHANDRA SHARMA (ON BEHALF OF DISBA FOUNDATION)	AAPPS238A		1	0	0	1	1.708054	0	1	1	0	1.70805	0	0	1.70805	1







TABLE III- Statement showing shareholding pattern of the Public shareholder

(1)	(2)	(3)	(4)	(5)	(6)	(7)	(8)	(9) Number of Voting Rights held in each class of securities (15)			(10) Total as a % of Total Voting Rights	(11) No. of Shares Underlying (16)	(12) Total Shareholding full conversion of convertible securities (including percentage of dilution warrants options) (17)	(13) Number of Locked in shares (18)	(14) Number of Shares pledged or otherwise (19)	(15) Number of equity shares held in dematerialized form (20)
								Class X	Class Y	Total						
(f) Institutions																
(g) Mutual Funds/ Name (Xyz)		0	0	0	0	0	0	0	0	0	0	0	0	0	0	0
(h) Venture Capital Funds Name (Xyz)		0	0	0	0	0	0	0	0	0	0	0	0	0	0	0
(c) Alternate Investment Funds Name (Xyz)		0	0	0	0	0	0	0	0	0	0	0	0	0	0	0
(d) Foreign Venture Capital Investors Name (Xyz)		0	0	0	0	0	0	0	0	0	0	0	0	0	0	0
(e) Foreign Portfolio Investors Name (Xyz)		0	0	0	0	0	0	0	0	0	0	0	0	0	0	0
(f) Financial Institutions/ Banks Name (Xyz)		0	0	0	0	0	0	0	0	0	0	0	0	0	0	0
(g) Insurance Companies Name (Xyz)		0	0	0	0	0	0	0	0	0	0	0	0	0	0	0
(h) Provident Fund/ Pension Funds Name (Xyz)		0	0	0	0	0	0	0	0	0	0	0	0	0	0	0
(i) Any Other (specify)		1	430000	0	0	430000	0.21	430000	0	430000	0.21	0	0	0	0	430000
Foreign Institutional Investor		1	430000	0	0	430000	0.21	430000	0	430000	0.21	0	0	0	0	430000
Sub-Total (B)(1)		1	430000	0	0	430000	0.21	430000	0	430000	0.21	0	0	0	0	430000
(2) Central Government/ State Government/ Government/ President of India		0	0	0	0	0	0	0	0	0	0	0	0	0	0	0
Name (Xyz)																
Sub-Total (B)(2)		0	0	0	0	0	0	0	0	0	0	0	0	0	0	0
(3) Non-Institutions - Individuals -																
(a)																



I. Individual shareholders holding nominal share capital up to Rs. 2 lakhs.	6296	5832822	0	0	5832822	2.84	5832822	0	5832822	2.84	0	0	0	0	0	0	0	0	0	NA	5786622
II. Individual shareholders holding nominal share capital in excess of Rs. 2 lakhs.	1	293242	0	0	293242	0.14	293242	0	293242	0.14	0	0	0	0	0	0	0	0	0	NA	293242
III. Depositors (holding DRH) (balancing figure)																					
(b) MFEC registered with RBI	0	0	0	0	0	0	0	0	0	0	0	0	0	0	0	0	0	0	0	NA	
(c) Employee Trusts	0	0	0	0	0	0	0	0	0	0	0	0	0	0	0	0	0	0	0	NA	
(d) Overseas Depositors (holding DRH) (balancing figure)	0	0	0	0	0	0	0	0	0	0	0	0	0	0	0	0	0	0	0	NA	
(e) Any Other Bodies (Domestic & Overseas)	478	7930823			7930823	38.85	7930823		7930823	38.85										NA	67219923
Arund Mangal Investment & Finance Limited		5483254	0	0	5483254	2.67	5483254	0	5483254	2.67	0	0	0	0	0	0	0	0	0	NA	5483254
Bunkin Finance & Investment Pvt. Ltd.		2898321	0	0	2898321	14.12	2898321	0	2898321	14.12	0	0	0	0	0	0	0	0	0	NA	2086321
Jayal Finance & Investment Pvt Ltd		989313	0	0	989313	4.72	989313	0	989313	4.72	0	0	0	0	0	0	0	0	0	NA	989313
Keval India Limited		240000	0	0	240000	1.17	240000	0	240000	1.17	0	0	0	0	0	0	0	0	0	NA	0
Amrita Resources Limited		582290	0	0	582290	2.94	582290	0	582290	2.94	0	0	0	0	0	0	0	0	0	NA	582290
Lotus Global Investments Ltd		5749434	0	0	5749434	2.80	5749434	0	5749434	2.80	0	0	0	0	0	0	0	0	0	NA	5749434
APPLS Investment Fund Limited		7068909	0	0	7068909	3.44	7068909	0	7068909	3.44	0	0	0	0	0	0	0	0	0	NA	7068909
Orissa Fund		8594899	0	0	8594899	4.18	8594899	0	8594899	4.18	0	0	0	0	0	0	0	0	0	NA	8594899
Sub-Total (B)(3)	6775	85432987	0	0	85432987	41.63	85432987	0	85432987	41.63	0	0	0	0	0	0	0	0	0	NA	73299787
Total Public Shareholding (B)(1)+(B)(2)+(B)(3)	6776	85862987	0	0	85862987	41.84	85862987	0	85862987	41.84	0	0	0	0	0	0	0	0	0	NA	73729787

Details of the shareholders acting as persons in Concert including their Shareholding (No. and %):

Details of Shares which remain unclaimed may be given near along with details such as number of shareholders, outstanding shares held in demat/unclaimed suspense account, voting rights which are frozen etc.

Note:

(1) PAN would not be displayed on website of Stock Exchange(s).

(2) The above format needs to be disclosed along with the names of following persons: Institutions/Non Institutions holding more than 1% of total number of shares.

(3) W.r.t. the information pertaining to Depository Receipts, the same may be disclosed in the respective columns to the extent information available and the balance to be disclosed as held by custodian.




Table IV - Statement showing shareholding pattern of the Non Promoter- Non Public shareholder

Category & Name of the Shareholders (i)	PAN (ii)	No. of shares older (iii)	No. of fully paid up equity shares held (iv)	Partly paid-up equity shares held (v)	No. of shares underlying Depository Receipts (vi)	Total no. shares held (vii = (iv)+(v)+(vi))	Shareholding % calculated as per SCRR, 1957 As a %	Number of Voting Rights held in each class of securities (viii)			Total as a % of Total Voting rights	No. of Shares Underlying Outstanding convertible securities (including Warrants) (ix)	Total shareholding as a % assuming full conversion of convertible securities (as a percentage of diluted share capital) (x)	Number of Locked in shares (xi)		Number of Shares pledged or otherwise encumbered (xii)		Number of equity shares held in dematerialized form (XIII) (Not Applicable)
								Class X	Class Y	Total				As a % of total shares held	As a % of total shares held (Not applicable)			
(1) Custodian/DR holder		0	0	0	0	0	0				0						0	
(2) Name of DR holder (if available)																		
(3) e.g. ....																		
(4) Employee Benefit Trust (under SEBI (Share based Employee Benefit) Regulations, 2014)		0	0	0	0	0	0				0							0
(a) Name (abc... Total Non-Promoter, Non Public Shareholding (C1)(1)(C1)(2)		0	0	0	0	0	0				0							0

Note (1) PAN would not be displayed on website of Stock Exchange(s).

(2) The above format needs to disclose name of all holders holding more than 1% of total number of shares

(3) W.r.t. the information pertaining to Depository Receipts, the same may be disclosed in the respective columns to the extent information available.

